

DEVELOPMENT OF SMART METERED-DOSE INHALERS FOR SELF MEDICATION PURPOSES (DRUG-DEVICE-SOFTWARE)

Dhiraj Behl¹, Tanveer Naved¹, Harikesh Kalonia¹, Manu Babbar²

¹Center for Drug and Regulatory Affair, Amity Institute of Pharmacy, Amity University, Noida, Uttar Pradesh, India

²Project Leader, Regulatory Affairs Department, Medicamen Biotech Limited, New Delhi, India

Email: dhiraj1987@gmail.com

DOI: 10.47750/pnr.2022.13.S06.363

Abstract

The Internet of Things (IoT) is a network of internet-enabled accessory containing integrated sensors and actuators for external communication. The numeral of devices attached to the Internet is rising at a fast rate because of their extensive uses in several fields, like health care farming, sports, and patient safety. The IoT is a concept that considers the persistent presence of wireless, cable, interactive, communicable and collaborative things and objects and that allows new services to achieve common goals, such as diagnostic of symptoms of disease, treatment, a patient cure. The internet offers various healthcare applications from remote monitoring to intelligent sensors and the integration of medical devices. Healthcare IoT can also increase patient involvement and happiness by allowing patients to spend more time with their physicians. A promising technology is now made of IoT-enabled wearable sensors that allow continuous wireless monitoring of critical physiological variables. The focus here was on developing a combination product that was the development of smart metered-dose inhalers, one of the most visible areas of digital pharmaceutical involvement by studying related work. This digital technology was developed in order to improve lung diseases like asthma and COPD and to improve the efficiency of the prescribed media. These monitoring devices connect themselves to the inhaler of your user and should ideally be able to monitor compliance, record the accuracy of every dose, retain data, and not allow access to data to download to the computer for dosing regimen by doctors.

Keywords: The Internet of Things (IoT), Healthcare, Smart metered-dose inhalers, Drug-Device, Drug-Device-Software, Combination Products.

1. INTRODUCTION

Current breathlessness and wheezing episodes, which vary in intensity and frequency from person to human, are chronic illnesses. Connected gadgets for health and fitness monitoring are widely used by customers[1]. In recent years, patients, using wearables and apps, have expanded the use of digital health management tools to monitor their health and access their data[2]. Medication adherence is one of the biggest hurdles to improving patients' health. Various approaches, from professional education and clinic and pharmacist guidance to family assistance, have been explored[3]. Regrettably, everyone has been complicated, time-consuming, and expensive and has produced little returns[4]. Supervision of medicine usage, particularly asthma, for respiratory disorders Smart inhalers has been acknowledged as a new way to improving adherence[5]. Asthmatics are managed or quickly relieved with a metered dosage inhaler (MDI). Inadequate usage of the inhaler can reduce the efficacy of the device and result in more treatment expenses for the patient by administering an inappropriate dose[6]. The IoT connects actual items to the Internet, allowing information to be exchanged and acquired. Machine learning, sensors, embedded systems, and real-time analysis, have all grown in or from the IoT. It's all about the smart healthcare knowledge and other accessory that are connected to the Internet through telecommunication links. In order to do the desired work, smart devices may acquire and exchange data in everyday life[7].

The IoT is a recent issue in the tech industry, guideline organizations, and architect clusters, and it's creating caption in both the trade and general press. This technology may be found in a broad range of networked devices, systems, and sensors that take use of approach in processing capacity, transistors downsizing, and network linkages to provide formerly elusive features. Many symposia, papers, and broad cast belief analyze and answer the possible implications of the "Internet of Things revolution," from new industry prospects and business models to technical interoperability, security and concealment problems[8].

IoT has emerged as a disruptive technology in fourth generation revolutions technologies, capable of providing outstanding connectivity to each personally identifying smart item and gadget in network infrastructure. The enhanced connection architecture of these technologies and networks that are used in Machine-to-Machine situations. IoT is a strong distributed network that connects a huge number of things. IoT will be governed by global regulations that link physical items, substances, and individuals, allowing for new methods of working, communicating, engaging, entertaining, and living. using techniques like embedded systems, domain-specific features like ubiquitous and pervasive technology, sensor networks [9].

In this paper, we build a unique intelligent measured dose inhalation device that is quite different from the usual MDI. The SMDI is connected to an application on the phone or tablet that helps the user better deal with their asthma. Smart inhalers are proposed with sensors that can operate if the user is in high pollution or pollen region, send a convenient reminder, and indicate whether the user needs to ensure their inhaler usage. Also, the degree of use is sensed to ensure that lights in the sleeve show the user which step and for how long they will be in. Sensors can monitor the inhaler and offer feedback throughout its usage through the transmission of data acquired through the mobile application. They are all meant to track the number of times you use your inhaler to utilize the inhalers automatically. The challenge of inhalers with a high level of intelligence seems to be a significant topic inspired by prior efforts. The conventional technologies have drawbacks like a restricted range, propellants, and freon effects that are chilly [10].

The current research aims are mentioned below:

- To develop a novel combination of products that integrates inhaler + drug + software for proper monitoring of the health system.
- Implementation of the PRISMA analysis was also considered as a main contribution of the research
- Record retrieval using network software's
- Experimental simulation can be done to analyze the performance imperceptibility, efficiency, and capacity.

The parts of the paper can be organized as follows, Section 1 includes the description of combination smart inhalers and their importance. Section 2 includes the associated work concerning the combination products development. Section 3 includes the overview of the procedure suggested. Section 4 contains the interpretation of the suggested procedure. Section 5 concludes the work.

2.RELATED WORKS

In [11] the authors reduced the risk of difficulties associated with the installation of traditional medical devices, and has a high clinical success rate, particularly in implanted therapies. They outlined the needs for drug-device combination products in various countries, then described market application and research development for common drug-device combination goods. elaboration of drug-device addition of product criteria and needs in many countries, then summary of market use and research development of typical drug-device clinical therapy products. Technical issues and the direction of future growth were also examined.

In [12] researchers proposed the Lean Product Development [LPD] to handle the whole procedure, from brainstorming and creating ideas to analyzing potential success, producing designs, reviewing them to create valuable proposal, describing the item, growing it, and passing it up to production. With the start of the 4th modern revolution and increased attempts to create a bright manufacturing setting, product innovation must undergo significant changes. Through integration of current Industry 4.0 related technologies, the article first discusses the idea of LPD as well as fresh needs for an astute and bright product

advancement. A collection of rules for the design of LPD action is offered, based on the axiomatic design approach. These principles are connected to ideas from Industry 4.0 in Engineering, demonstrating how sophisticated and contemporary technology and instruments may be used to produce a lean and bright product growing action.

In [13] authors combined the four aspects to present a theoretical plan for bright product grown up for the silver market, as measured by the mean percentage of total right steps achieved. Industry 4.0 needs for bright product advancement, Industry 4.0-related enabling technologies, silver market particularly, and the customer-centered arrangement philosophy is among these aspects. Based on an analysis of bright product development success stories for the silver market from a previous European programme, the plan advice that there are particularly industry 4.0 requirements for each of three product lifecycle phase, which could be forward with the help of particular facilitator technologies.

In [14] the study presents a systematic strategy for modularizing an analytics form architecture in order to build a modular smart-product design. The process of turning a assignment-prudent data analytics activity into a data product creation process is known as productizing an analytics model. The influence of issues such as standardisation of analytics models, modular arrangement process, and modularity assessment on overall smart product design is examined.

In [15] researcher created a model that incorporates adherence and breathing technique, as well as to assess the expenditure-convincingness of treatments that improve adherence and intake technique. Their methodologies for modelling the expenditure-convincingness of adherence and inhalation enhancement programmes for patients with undisciplined asthma, a Markov form with six wellbeing care was devised, consisting of consolidation of two asthma regulation statuses, two mortality states, and two exacerbation states. Within the United States, bi-weekly health status transitions and a period horizon were used to calculate the incremental expenditure-convincingness ratio of three imaginary scenarios vs normal treatment.

In [16] authors enhanced by spacers, then by latest process that slowed down delivery. Drug particles are micronized and coupled to bigger lactose carrier particles in dry powder inhalers. There is no need to coordinate actuation and inhalation. The patients, on the other hand, should be able to create enough inspiratory progress to quotation the medicine and disaggregate it from the shipper. The drug is blended in an aqueous medium even without propulsion and delivered as a gradual aerosol's clouds using the energy of a bounce in SMIs. sharp inhalers, which are linked to cellphones, are potential tools for gathering data on patient adherence inhaler technique and dry powder inhalers. For numerous systemic medicines, breathing has also been recommended as a mode of delivery.

In [17] the authors evaluated patients' capacity to use nebulizers correctly, identify the common error, evaluate the advantage of a solitary training session, differentiate the properties of use between initial and secondary clinic suffers, determine which kind of nebulized machine is connected with far more errors, and determine the relationship between inhaler process and sickness management.

In [18] authors evaluated the benefit of a solitary study course and compared the properties of both initial and secondary clinic patients. They determined which kind of nebulizer device is combined with high errors, and determine the relationship among inhaler and contamination prevention.

In [19] authors used conjecturing logarithms to determine suffers at endanger of exacerbation and to start an interference. Technology improves at a quicker rate than clinical trials of these novel therapies, therefore evidence gaps will need to be filled.

Innovation adherent treatment methods are anticipated to be widely implemented in larger and smaller practice settings as studies show cost efficiency, durability, and sick people and provider acceptability.

Processing design space is crucial for developing great-potency crystalline voriconazole nanoaggregates into a medicinal product, particularly throughout scale-up, while keeping the mannitol-induced surface texture alteration. Several elements of the treatment arrangement space, namely firm system combination, solid loading, scale, and processing temperature, were examined as a result. In the processing design space, the interaction between the device and the formulation for dry powder inhalation is also important for aerosol effectiveness. As a result, the aerosolization of voriconazole nanoaggregates was investigated using several technologies, including maximum and minimum resistance RS01 and RS00 [20].

A total of 130 people who present for healthy respiratory function tests who had used a pressurized aerosol nebulizer in the preceding year were questioned about it. The individuals utilized the nebulizer after spirometry was completed, knowing that their method was being examined. Only 10.8% of participants properly executed all 11 inhaler movements, and 24.7 percent failed to complete more than 5 of them adequately [21].

In [22] authors stated that the Metered-dose inhalers (MDI) are the most commonly used nebulizer all over the globe. Incorrect MDI procedures, on the other hand, continue to be a serious issue, resulting in undisciplined asthma. According to research done across the globe, the reasons of ineffective inhaler are complex. Nevertheless, among the Asian community, this problem has received less attention. The goal of this research was to assess the MDI approach and related characteristics among persons with asthmatic in a Malaysian initial care context.

In [23] authors examined health files of chosen suffers, as well as their subjective judgments of their inhaler use abilities. The impact of inhaler training for each nebulizer device was the main outcome. The variables impacting inhaler education efficacy, the impacts of inhaled training grouped by age, and the quantity of inhaler trainings required to enhance nebulizer use capabilities was the second results.

In [24] the authors evaluated inhaler technique. The demonstration was continued until the student had mastered the right method. Client characteristics and clinical factors was documented, as well as the quantity of counselling tries required for a total proper management.

In [25] authors examined the consumers' and physicians' desires for a planned IoT system, as well as their perceptions of the program's ability to promote integrated conscience. They enrolled patients through volunteering registries and charities' social media in an exploratory sequential combined methods research. They randomly selected individuals to survey about their vision of the IoT and usefulness as a future approach for promoting personality. Respondents who have not been invited to the meetings were asked to fill out an internet questionnaire in order to rank the attributes mentioned by the interviewers

In [26] authors studied data from the New South Wales regional area as well as data from their faculty smart building to gather and analyses data on air pollutants. They assess the Air Quality based on a people's geography and travel arrangements and deliver customised and localised advice to those with asthma to assist them better manage their condition.

In [27] procedure for making a nebulizer glove was described, with the aiming of making it liberal to utilize a regular MDI. A polylactic acid prototype that serves as a check for the correctness of the 3-D model was developed.

Person's pulse and outside atmosphere parameters are constantly monitored by the health monitoring system. Devices in the systems detect all exterior elements such as moisture, pulse, nicotine, and warmth, as well as the heating rate of the individual using the bands. All of these characteristics will be detected and sent to a remote server that the physician and caregiver may view via a proposal. If the system identifies an unfriendly asthmatic atmosphere, an alarm message is passed to the patient. This allows the patient to stay on top of his asthma and prevent an asthma aggression. Both the monitoring equipment and the smart nebulizer are designed to help people with asthma by having increased lung functional ability, lowering everyday difficulties, and avoiding acute episodes [28].

In [29] researchers find the best shape for the actuator nozzle to boost the effectiveness of pMDI. They designed a model based on particle tracking analysis. Spraying plumes study was also carried out and compared to examine the spraying plumes characteristics generated by three different models. Additionally, with lowering nominal maximum aggregate velocity magnitude, the spraying dispersion length, slope, and breadth linearly increased.

In [30] the authors evaluated the asthma-relevant medication prescription patterns among children and teens, as well as investigated the clinical effects of incorrect prescriptions and preceptors' failure to follow specialist treatment diagnosis recommendations. Applying healthcare official statistics first from 'Manitoba Centre for Health Policy', a retrospective longitudinally describing cohort analysis was undertaken from 2013 to 2017. The group of freshly medicated persistent patients with asthma consisted of 7140 sufferers who received anti-asthmatic prescriptions with a doctor verified asthma diagnosis out of 25,732 patients who received anti-asthmatic prescriptions with a physician confirmed asthma treatment. The group of freshly medicated persistent patients with asthma consisted of 7140 sufferers who received anti-asthmatic prescriptions with a doctor verified asthma diagnosis out of 25,732 patients who received anti-asthmatic prescriptions with a physician confirmed asthma treatment. Following up on their therapy two years after the index date, 45.53 percent of them neglected to use any anti-asthmatic drugs in the second year.

Created an instrument for the main risk factors of these asthma patients for giving proper care.

Table 1 Review analysis

NO.	OBJECTIVE	METHODOLOGY	ADVANTAGE	DISADVANTAGE
[1]	Medicine product development	Research analysis	Make the developmental process simple	Proper information about product development are not provided it was just outlined
[2]	Lean Product Development and new smart product development	Survey analysis	Methodology was well explained	SPD demands was not deeply outlined
[3]	Product development	Survey analysis	Implementation of user-centered design philosophy will made the user attractiveness	Product development life cycle was missing

[4]	Build an intelligent modular architecture	analytical model	Modular UAS structure was clear	Standardizing was tough
[5]	Review over product development	Survey analysis	-	-
[6]	inhalation therapy	analytical model	provide the important function for the therapy of obstructive pulmonary illnesses	Therapy was unclear
[7]	Evaluating the capacity of the patient's inhaler	-	Serving a model for evaluating the developed inhaler.	Not at all suitable for all the inhalers.
[8]	Asthma management	Implemental analysis	A real time study was clearly depicted.	-
[9]	width and depth of information such as drug adherence	Implemental analysis	A real time study was clearly depicted.	Mathematical analysis was not concluded clearly
[10]	dry powder inhalation	Laboratorial analysis	Production steps are clearly	Simulation analysis was not included
[11]	pulmonary function tests for aerosol inhalers	Implemental analysis	A real time study was clearly depicted.	-
[12]	Assessing MDI	MDI	Serving a model for evaluating the developed inhaler.	Not at all suitable for all the inhalers.
[13]	A retrospective medical examination and subjective assessment	Training	Training gave idea to patients for ease handling of the inhalers.	-
[14]	Instrument developmnt	Instrumental analysis	Proper caring to the patients	-

3. PROBLEM STATEMENT

Individual health condition in many dangerous situations was now a day poor in the digital age. A person's health status relates to biological, physiological, and functional dysfunction, symptoms, and disorders, as well as their relative well-being and illness. Perceptions of one's health are subjective appraisals of one's state. As a result, an automated health monitoring system must be established in order for a person to get an accurate health assessment and take the necessary steps toward living a healthy lifestyle.

3.1 Objective of study

The objectives of the present research are listed:

- i. To develop a novel combination of products called SMDI that include development of a smart sensing device.
- ii. To design a smart MDI with Ultra processor approach which should consider higher number of features.
- iii. The contributions made through the present research include PRISMA analysis to provide a large area of systematic reviews and meta-analyses, to evaluate the compensation package and risks of a health-care intervention.
- iv. To record retrieval using network software's
- v. Experimental simulation can be done to analyze the performance imperceptibility, efficiency, and capacity approaches in improving the details.

4. PROPOSED METHODOLOGY

The use of your inhalers presents several obstacles to youngsters. Current inhalers are claimed to be ergonomically wrong to a youngster, thus the child must uncomfortably stretch his hand to give the necessary amount. In the case of an emergency, parents claimed that the inhaler had not had a meter to track the amount of puffs left in the canister[31]. Others reported that the design of the inhaler is voluminous, making it difficult for the patient to carry into their pockets, leaving them at home. Interviews showed the inhaler's defects as well as the interpersonal and social problems with an inhaler[32]. A 6-year-old asthmatic mother discloses that her daughter's usage of her inhaler is so ashamed that she refuses to tell anybody when she has an episode. At class, she "hurts her lungs and struggles to breathe before she takes your inhaler because she thought she was placing an uncomfortable spotlight on her every time she used it. So an intelligent inhaler is necessary[33]. Breathable medicines are frequently used with a drug known as a measured dosage inhaler or MDI. The MDI is a pressurized medication box with a mouthpiece in a plastic container. Sprinkled, it provides a predictable and constant drug dosage. Two ways for utilizing an MDI are available. In many situations, a device called a valved holding chamber is the ideal approach[34]. These instruments attach to the MDI and hold the drug "spray." They facilitate the use of MDI and assist improve the pulmonary system of the drug. MDI without a chamber can also be utilized. The development process of the medical combination products may be shown here,

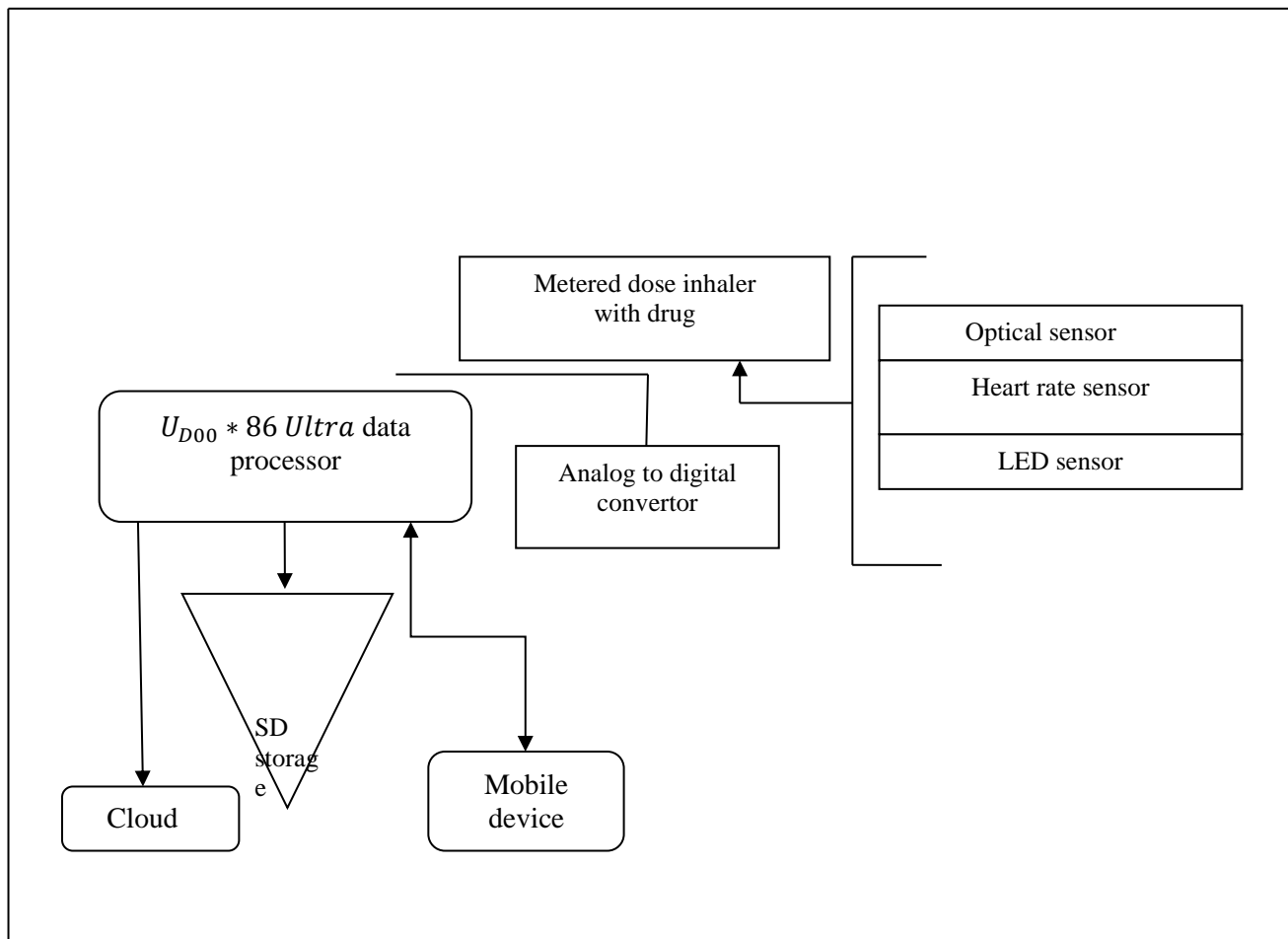


Figure 1 Schematic representation of the suggested methodology

The objective was to design a better inhaler that includes quality and simplicity in everyday usage. Here the new smart MDI may be built following the development of a smart sensing device. In which the sensor device attached to the device can monitor the environment if it's polluted means it can also provide information regarding the use of the inhaler if the patient is able to exceed the medicine dose. The inhaler can be advised for patients in the form of a message to the linked mobile device depending on the severity of the respiratory illness. The combined product created can perform well over speed (i.e., pollution monitoring also monitors the medicine dose level) and deliver the message correctly. High storage of memory.

a. Design a smart MDI with $U_{D00} * 86$ Ultra processor:

Smart medical alert metered dosage inhalers are linked platforms that allow you to communicate with your phone and perhaps other connected devices to accomplish a range of activities. It's a basic system that makes use of the processor hardware platform, which is designed for Android apps. It's similar to a tiny computer that may be worn by anyone. It consists of a microprocessor and a storage device, with just one mode of input: a button. Bluetooth is utilised to interact with other devices, and power is provided by the battery. The total system architecture is in the epic diagram below in figure 2.

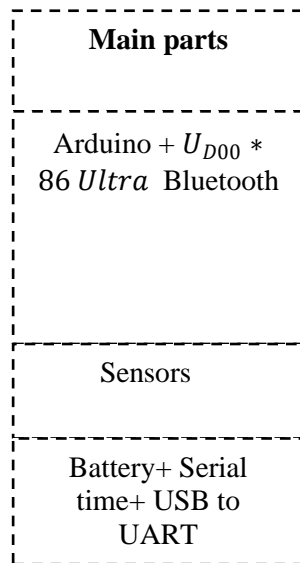


Figure 2 Smart assembly of the system

b. Components of the system

Arduino micro-controller

The Arduino Pro small is the lowest and greatest microcontroller. The UNO R3 variant is a lightweight version. There is no USB interface chip to lower the price and size. The operating voltage (3.3v/5v) depends on two versions. We have chosen a 3.3V version here because the 3.7v LiPo battery supports the Bluetooth and the display attached to the 3.3v board. It works at 8MHz and 5v at 16MHz, but 8MHz is plenty. The U D00*86 Ultra data processor is the main chip on the board. It is used mostly to build the dynamic QR coding here.

Bluetooth

HC-06 is the primary module and one with a basic interface board, one of the most popular Bluetooth modules you can purchase. The last button is reset and is equipped with the LED status, supporting both voltages 3.3 to 5 V. So, this is a handier one, but it's very large, the battery drains a bit more expensively on LEDs that are not essential. This means that an HC-06 can continue without a board interface.

Sensors

The heartbeat rate and pollution rate are detected by optical sensors. For the display of the alarm sign LED sensors are utilized.

Battery

Here for the bracelet LiPo(Lithium-Polymer) is utilized One-cell LiPo battery fluctuates in 3.0 v, works fine with the Arduino Pro small, and in terms of size and capacity there are various kinds of battery the lithium battery is tiny but powerful, has the 3-volt capacity and may be used with low drain timer to a life lifetime of up to a decade. The lithium battery can also be utilized in a watch with lights or other power drainage capabilities, but it reduces its lifespan.

Android

The service used to obtain notification information from an application is supported by Android v.4.3. Thus, the wristband app is built on Android v.4.3 to provide the notification. The app is also available without this feature for those who do not yet use Android v.4.3. You may get the app from the play shop at Google. The boot success has been powered by internal memory after the ultimate USB transfer. First of all, the app must be installed to measure the pollution and the medicine dose level. Turn on the Bluetooth (setting > Bluetooth) and couple with the module when the applications have been installed. Next, all the installed programs are started. Select the second menu (Information access) above and authorize all applications to notify. Pick the first choice on the action bar (select a device) and select the previously linked Arduino board. Check the power and the Bluetooth module if it can't find it. Or choose the "scan device" option for manual scanning

The notification appears "Connected" in the connectivity display at the bottom when the connection is successful. Choose the 'Smart device data transmission' menu and tap the action bar menu. This option transfers the information to Bluetooth time and messages. The Time Information changes in the current time when a Bluetooth module works properly with the Arduino board. In this smart combination product, the person may be cared for in time in any situation (where they are polluted, the person is warned and urged to take the inhaler with the right dose. The intelligent medical gadget was wearable and adaptable for children and adults and produced a large medical identification wristband or emergency identification bracelet.

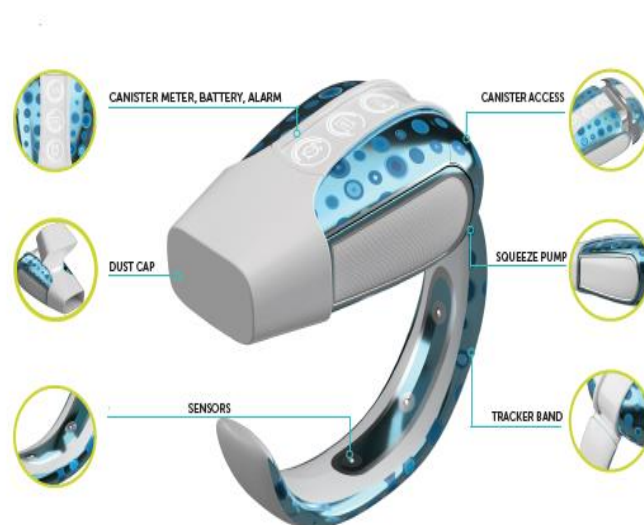


Figure 3 Smart meterized inhaler

The Smart Inhaler ensures patient convenience with a squeeze-activated puff, as well as ease of transportation, efficiency, and comfort. It also offers asthmatics the confidence and access to use their inhaler in public. It links to a companion app by means of blue tooth that enables parents and patients to check and monitor their heartbeat, pollution, usage frequency, and record information for their doctors so that patients may be correctly prescribed to their requirements. It also informs the patient about boundaries and restrictions in everyday life activities in order to prevent repeat assaults. The inhaler's flexible wristband incorporates sensors that collect data and may be worn independently while the inhaler is in the child's pocket.

5.RESULT AND DISCUSSION

The recommended models, which are encoded in the Cloud computing language of the MATLAB framework and executed on a server, are validated and computed below. With each inhaler, the initial result were the mean percentage of total correct steps accomplished and the proportion of candidates who made at least one significant mistake (baseline assessment). The proportion of suffers who completed each step, the correlation coefficients between patient demographics/clinical factors and total accurate

steps (baseline assessment), and the number of counseling tries required to attain the right inhaler handling were all secondary outcomes.

Statistical Analysis: The desired sample size was calculated with 0.987 and an impact size of 0.3. The sample size was used. Descriptive reasoning was accomplished correspondent to the study objectives. Frequency and percentage have been provided for each level of achievement. Total steps have been compared with all inhalers using the Kruskal-Wallis test. In contrast with the number of people who participated in each counseling effort with at least 1 major error, a chi-square test was carried out. Correlations between total correct steps and patient demographic/clinical characteristics were examined together with Kendall grade correlation coefficients for non-parametric continuous variables, and Spearman rho for common variables. Statistical examination of the inhalers with low $p < 0.3$ correlations were performed; weak $0.3 < r < 0.5$ moderate $0.5 < r < 0.7$ correlations and powerful $r > 0.7$ corrections. In this study, despite their prior experience, COPD patients committed significant as well as non-critical mistakes using their familiar inhalers. Patients using inhalation systems cannot thus preclude additional mistakes of management in accordance with earlier research [24].

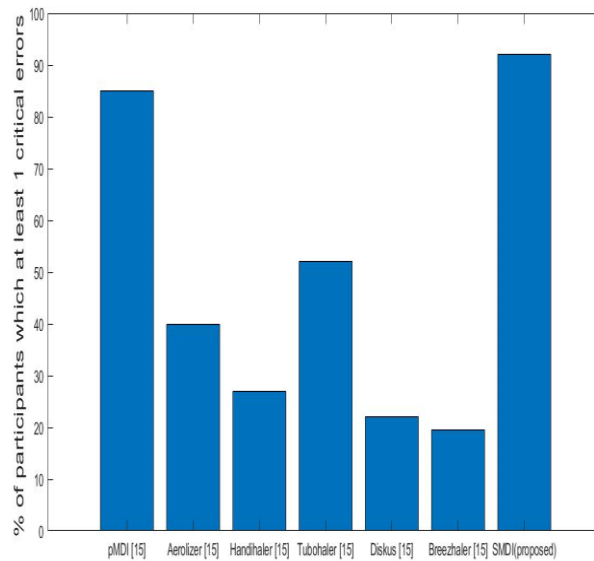


Figure 4 Error calculation

Here as from the figure 4 suggested model inhaler will show higher significant ration. The mean percentage of total correct steps achievements showed that SMDI is significantly higher than all other inhaler.

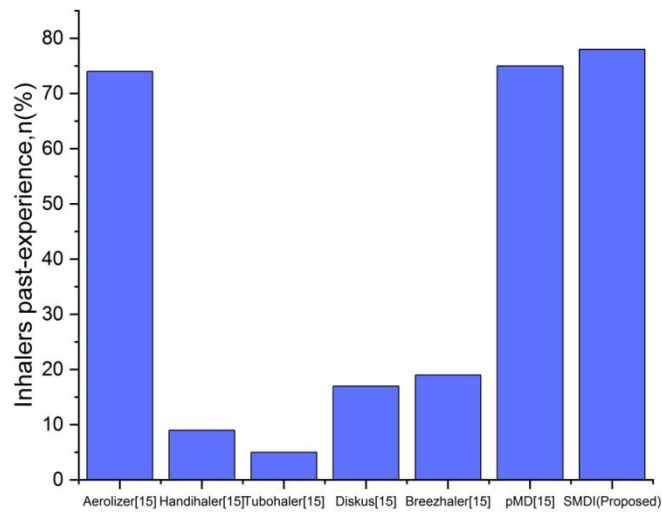


Figure 5 Inhaler past experience

From the result obtained the proposed inhaler gave best experience to the user than any other previous used inhalers.

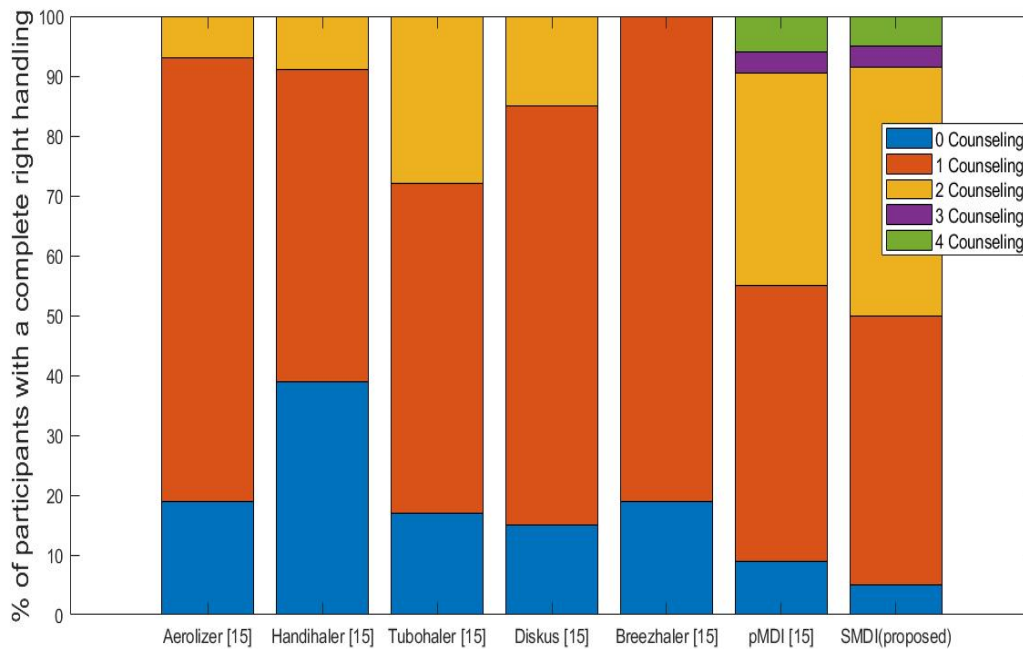


Figure 6 Right handling assessment

Figure 6 shows the frequency and proportion of the successful stages, including key milestones.

After dosage inhalation with all inhalers, the most frequent non-reliant mistake was no breath-holding. Multi-percussion with the capsule Handihaler; low-bulb Turbohaler handling; not sliding thumb grip; The most common mistakes recorded were: inhalation dosage maladjustment for SMDI; not inhalation powder inspection following the Aerolizer and Breezhaler

inhalations. Handihaler showed the highest number of participants without instruction with adequate management (37.5 percent). In the course of the initial consultation efforts using Breezhaler, most participants were treated correctly with Aerolizer (76.52 percent), Discus (74.29 percent), Handihaler (56.25 percent) and Turbohaler (55.25 percent) following the initial consultancy efforts. In a second effort, pMDI and SMDI showed the highest proportion of participants. SMDI was also the alone inhaler in a 3rd and 4th consultation attempt (5.93 percent and 0.74 percent respectively).

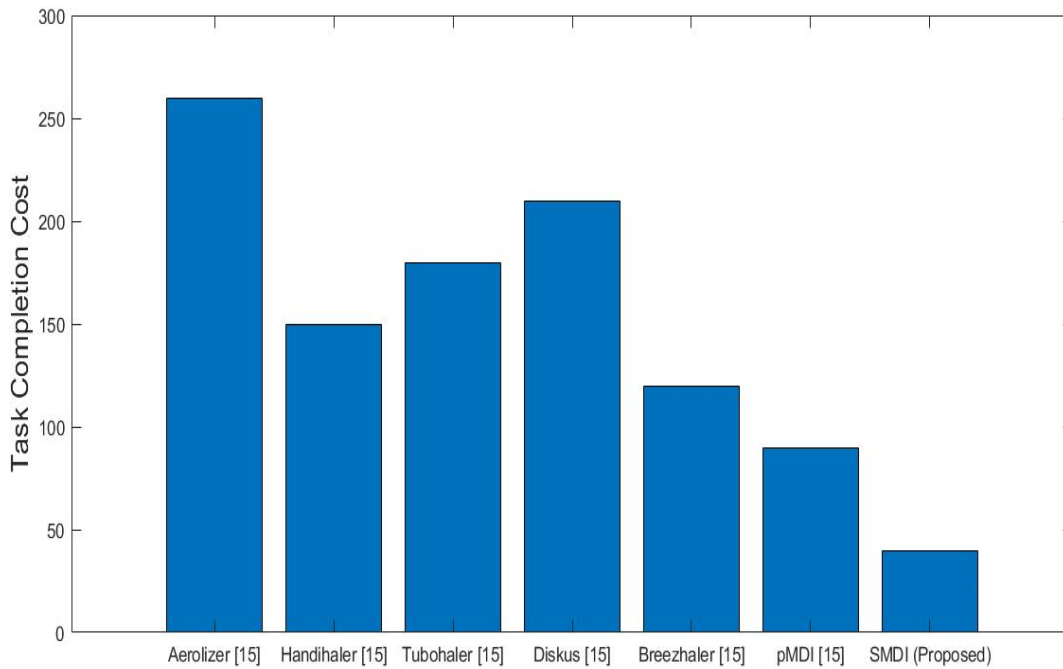


Figure 7 Cost Estimation

The assessment of costs is carried out using a predefined feature in the code using the method described. The measurement of costs and transmission rates is also cost-effective. The study then shows that the methodology proposed is better than the current methodology.

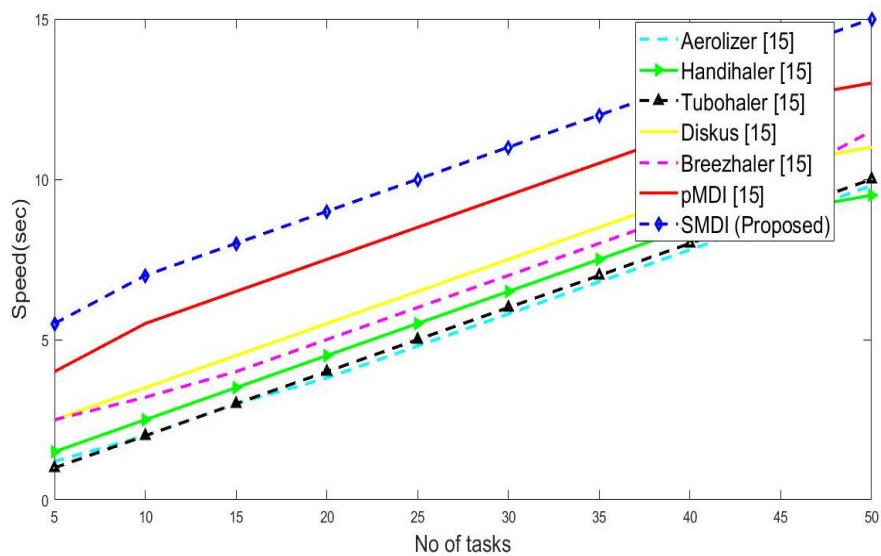


Figure 8 analysis of Speed/Data Transfer Rate

Figure 8 indicates the efficiency of the distribution of resources with the output value, the energy usage during the monitoring process.

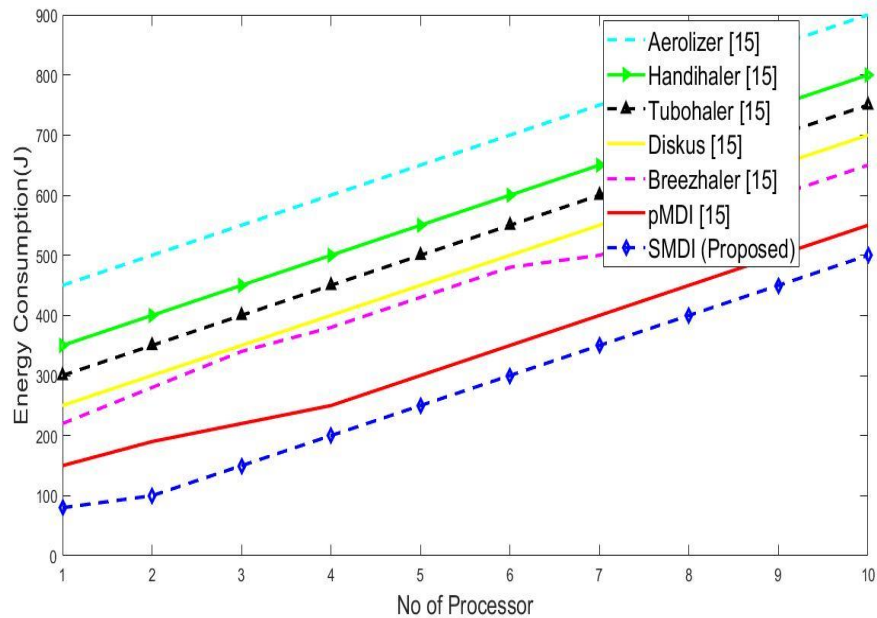


Figure 9 Comparison analysis for Existing Energy consumption Vs Proposed system

Figure 9 indicates the output by calculating the file transfer rate and retention rate of the proposed model. The pace of data transport and the amount of energy used were compared. As documented by multiple researches, using SMDI was related with a much lower rate of accurate step accomplishments than all other previously tested inhalers.

Table 2 Prisma analysis

TOPIC	No	CHECKLIST ITEM	Pg.no
TITLE	1	An efficient development of smart metered dose inhalers for self-medication purpose	1
ABSTRACT			
Structured summary	2	Provide a structured summary including as applicable,background,objectives,data sources, interventions, development methods,results,limitations, conclusion and implications of the key findings	2
INTRODUCTION			
Rationale	3	There are many different kinds of inhalers on the market, however data reveals that many asthmatics do not utilise their inhaler appropriately.	1,2
Research question	4	For both adults and children, how and when inhaler technique was assessed appeared to affect whether inhaler technique improved and by how much. Is the use of AI-enabled IoT devices that is the combination product in health care monitoring can reduce the risk of injuries and enhance the efficiency, capabilities, and fitness of kids and others?	1,2
Research Objective	5	develop a novel combination product that integrates inhaler+drug+software for proper monitoring of the health system	1,2
METHODS			
Eligibility criteria	6	Statistical study	3-6

<i>Information sources</i>	7	All the data retrieved for the process are from the web.	3-6
<i>Search</i>	8	Maximumly the data are referred in this web link. https://scholar.google.com/scholar?hl=en&as_sdt=0%2C5&q=IOT+base+smart+inhaler+develo+pmrnt&btnG=	3-6
<i>Study selection</i>	9	The process of the selected study are screening and visualization	3-6
<i>Data collection process</i>	10	All the data that can be extracted in the pilot form that is independently copying it as a duplicate	3-6
<i>Intervention</i>	11	Children and people who are suffered from the breathing problems	3-6
<i>control</i>	12	Nil	3-6
<i>Result</i>	13	Demonstrated the desire to use an intelligent inhaler for over 9 in 10 patients with asthma. There is also a possibility to better identify early warning signals of asthma episodes and help minimize them for everybody by collecting data using intelligent inhalers	6-8
<i>Inclusion criteria</i>	14	studies observing the association between the people who are suffering from the breathing problems and allergies over dust.	Nil
<i>Exclusion criteria</i>	15	articles involving specific populations not representative of the population of the elder groups, for example, we won't particularly be speaking about the elder people groups; studies that analyzed caries only according to the survey report, without evaluating it clinically.	Nil
<i>Risk of bias</i>	16	Study quality will be assessed using the MATLABtool by estimating the inhaler energy consumption speed and the computation time.	Nil

The suggested product developmental process checklist was depicted in table 1.

6.CONCLUSION

Our own study has demonstrated the desire to use an intelligent inhaler for over 9 in 10 patients with asthma. Before patient enrolment in the initial trials, the studies were approved by an independent ethics committee or institutional review board at each study centre. There is also a possibility to better identify early warning signals of asthma episodes and help minimize them for everybody by collecting data using intelligent inhalers. That is why we focused on intelligent inhalers. The study proposed is a novel combination of products called SMDI that include development of a smart sensing device to enhance smart MDI with U_D00*86 Ultra processor approach. The results used PRISMA analysis to provide a large area of systematic reviews and meta-analyses, to evaluate the advantages and risks of a health-care intervention based first stage of the methodology. The study research include record retrieval using network software's and the performance imperceptibility, efficiency, and capacity approaches in improving the details. Kendall grade correlation coefficients for non-parametric continuous variables and Spearman rho for common variables were used to analyse correlations between total correct steps and patient demographic/clinical features were used for statistical analysis. The statistical analysis demonstrated the examination of the inhalers with low $p < 0.3$ correlations were performed; weak $0.3 < r < 0.5$ moderate $0.5 < r < 0.7$ correlations and powerful $r > 0.7$ corrections. The significant ratio of the model inhaler will be greater. SMDI has a much greater mean percentage of total right steps achieved than any other inhaler according to the above statistical analysis. Patients with COPD made substantial and non-critical errors with their common nebulizer in this trial, despite their past familiarity. As a result, sufferers who use inhalation systems are unable to prevent further management. The findings will show that the proposed method can do as well as the product that is currently on the market.

REFERENCES

- [1] Gani, F., Caminati, M., Bellavia, F., Baroso, A., Faccioni, P., Pancera, P., Batani, V. and Senna, G., 2020. Oral health in asthmatic patients: a review. *Clinical and Molecular Allergy*, 18(1), pp.1-8.
- [2] Khazdair, M.R., Anaeigoudari, A. and Kianmehr, M., 2019. Anti-asthmatic effects of *Portulaca oleracea* and its constituents, a review. *Journal of pharmacopuncture*, 22(3), p.122.
- [3] Reddel, H.K., Bateman, E.D., Schatz, M., Krishnan, J.A. and Cloutier, M.M., 2021. A practical guide to implementing SMART in asthma management. *The Journal of Allergy and Clinical Immunology: In Practice*.
- [4] Luo, G., He, S., Stone, B.L., Nkoy, F.L. and Johnson, M.D., 2020. Developing a model to predict hospital encounters for asthma in asthmatic patients: secondary analysis. *JMIR medical informatics*, 8(1), p.e16080.

- [5] Heffler, E., Madeira, L.N.G., Ferrando, M., Puggioni, F., Racca, F., Malvezzi, L., Passalacqua, G. and Canonica, G.W., 2018. Inhaled corticosteroids safety and adverse effects in patients with asthma. *The Journal of Allergy and Clinical Immunology: In Practice*, 6(3), pp.776-781.
- [6] van de Hei, S.J., Poot, C.C., Meijer, E., Metting, E.I., Postma, M.J., Van Boven, J.F., Chavannes, N.H. and Kocks, J.W., 2019. Effectiveness and acceptability of a smart inhaler asthma self-management programme: a cluster RCT study protocol.
- [7] Javaid, M. and Khan, I.H., 2021. Internet of Things (IoT) enabled healthcare helps to take the challenges of COVID-19 Pandemic. *Journal of Oral Biology and Craniofacial Research*, 11(2), pp.209-214.
- [8] Rose, K., Eldridge, S. and Chapin, L., 2015. The internet of things: An overview. *The internet society (ISOC)*, 80, pp.1-50.
- [9] Bhuiyan, M.N., Rahman, M.M., Billah, M.M. and Saha, D., 2021. Internet of Things (IoT): A review of its enabling technologies in healthcare applications, standards protocols, security and market opportunities. *IEEE Internet of Things Journal*.
- [10] Padilla-Galo, A., García-Ruiz, A.J., Levy Abitbol, R.C., Oliveira, C., Rivas-Ruiz, F., García-Agua Soler, N., Pérez Morales, M., Valencia Azcona, B., Tortajada-Goitia, B., Moya-Carmona, I. and Levy-Naon, A., 2021. Real-life cost-effectiveness of benralizumab in patients with severe asthma. *Respiratory research*, 22(1), pp.1-14.
- [11] K. Tang, J. Zhou, Y. Li, M. Qu, Y. Wang, and J. Luo, 2020. Progress in Research and Application of Drug-Device Combination Product. *Zhongguo yi Liao qi xie za zhi= Chinese Journal of Medical Instrumentation*, vol. 44, pp. 51-55,
- [12] E. Rauch, P. Dallasega, and D. T. Matt, 2016. The way from lean product development (LPD) to smart product development (SPD). *Procedia CIRP*, vol. 50, pp. 26-31.
- [13] C. Sallati and K. Schützer, 2021. Development of smart products for elders within the Industry 4.0 context: a conceptual framework. *Procedia CIRP*, vol. 100, pp. 810-815.
- [14] Y. Li, U. Roy, and J. S. Saltz, 2017. Modular design of data-driven analytics models in smart-product development, in *ASME International Mechanical Engineering Congress and Exposition*, p. V011T15A022.
- [15] C. Kim, P. Dilokthornsakul, J. D. Campbell, and J. F. Van Boven, 2018. Development of a cost-effectiveness model to assess asthma inhaler adherence and technique interventions. *Respirology*, vol. 23, p. 211.
- [16] C. Sorino, S. Negri, A. Spanevello, D. Visca, and N. Scichilone, 2020. Inhalation therapy devices for the treatment of obstructive lung diseases: the history of inhalers towards the ideal inhaler. *European Journal of Internal Medicine*, vol. 75, pp. 15-18.
- [17] N. H. SHAMMER and A. S. BAAY, 2018. Assessment Of Inhalers Technique Proper Use For Patients With Chronic Respiratory Diseases In Primary And Secondary Clinics In Babylon City. *ASSESSMENT*, vol. 11.
- [18] M. R. van der Kamp, E. C. Klaver, B. J. Thio, J. M. Driessen, F. H. de Jongh, M. Tabak, 2020. WEARCON: wearable home monitoring in children with asthma reveals a strong association with hospital-based assessment of asthma control. *BMC medical informatics and decision making*, vol. 20, pp. 1-12.
- [19] B. G. Bender, H. Chrystyn, and B. Vrijens, 2017. Smart pharmaceuticals, in *Health 4.0: How virtualization and big data are revolutionizing healthcare*, ed: Springer, pp. 61-90.
- [20] C. Moon, 2019. Development of high potency voriconazole nanoaggregates for dry powder inhalation,
- [21] S. Epstein, C. Manning, M. Ashley, and P. Corey, 1979. Survey of the clinical use of pressurized aerosol inhalers. *Canadian Medical Association Journal*, vol. 120, p. 813.
- [22] N. B. M. Arif, P. Y. Lee, A. T. Cheong, and R. N. A. Ananthan, 2021. Factors associated with improper metered-dose inhaler technique among adults with asthma in a primary care clinic in Malaysia. *Malaysian Family Physician*, vol. 16.
- [23] M. Katsurada, T. Nagano, T. Nakajima, Y. Yasuda, N. Miwa, R. Sekiya, 2021. Retrospective analysis of the effect of inhaler education on improvements in inhaler usage. *Respiratory Investigation*, vol. 59, pp. 312-319.
- [24]
- [24] H. S. Harb, N. Ibrahim Laz, H. Rabea, and M. E. Abdelrahim, 2021. Real-life assessment of chronic obstructive pulmonary disease patient performance with different inhalers. *International Journal of Clinical Practice*, vol. 75, p. e13905.
- [25] Hui, C.Y., McKinstry, B., Fulton, O., Buchner, M. and Pinnock, H., 2021. Patients' and clinicians' visions of a future internet-of-things system to support asthma self-management: mixed methods study. *Journal of medical Internet research*, 23(4), p.e22432.
- [26] Isaac, N., Sampath, N. and Gay, V., 2018, March. SAM smart asthma monitoring: focus on air quality data and Internet of Things (IoT). In *2018 12th International Symposium on Medical Information and Communication Technology (ISMICT)* (pp. 1-6). IEEE.
- [27] Enrique, P., Yang, D., Rose, M., Ding, S., Tung, J. and Kennings, A., 2021, April. Mechatronics Application for a Smart Inhaler. In *2021 IEEE International IOT, Electronics and Mechatronics Conference (IEMTRONICS)* (pp. 1-7). IEEE.
- [28] Lavanya, K., Nikitha, K. and Deepthi, S.R., 2021, August. Low-Cost Wearable Asthma Monitoring System with a Smart Inhaler. In *2021 Asian Conference on Innovation in Technology (ASIANCON)* (pp. 1-7). IEEE.
- [29] Abd Rahman, M.F., Seri, S.M., Asmuin, N.Z., Taib, I. and Rosman, N.S.R., 2021. Response Surface Methodology (RSM) Approach for Optimizing the Actuator Nozzle Design of Pressurized Metered-Dose Inhaler (pMDI). *CFD Letters*, 13(7), pp.27-44.
- [30] Paul, A., 2022. Quality of asthma treatment in children and adolescents (QUAST-CA).
- [31] BM, D., Narayanan, A.A., Yadav, M.S. and Nekkanti, V., 2021. Impact of Inhalers in the Management of Asthma/Chronic Obstructive Pulmonary Disease in General Public. *Indian Journal of Public Health Research & Development*, 12(4).
- [32] Spray, J. and Hunleth, J., 2022. Breathing Together: Children Co-constructing Asthma Self-Management in the United States. *Culture, Medicine, and Psychiatry*, pp.1-28.
- [33] Fasola, S., Malizia, V., Ferrante, G., Licari, A., Montalbano, L., Cilluffo, G. and La Grutta, S., 2022. Asthma-Related Knowledge and Practices among Mothers of Asthmatic Children: A Latent Class Analysis. *International Journal of Environmental Research and Public Health*, 19(5), p.2539.
- [34] Thomas, B. and Pugalenti, A., 2022. Currently Available Inhaled Therapies in Asthma and Advances in Drug Delivery and Devices. *Indian journal of pediatrics*, pp.1-8.